

The Longwood Center for the Visual Arts

Summer Art Studio

ART-ON-THE-GO

Presented by:  **haley**
AUTO MALL

LCVA will be offering a summer full of art making opportunities for families in our community! ART-ON-THE-GO bags will be available for contactless pickup at the LCVA in the LCVA foyer Tuesday-Saturday 11:00-5:00 and Sunday 1:00-5:00 (LCVA will be closed the 4th of July). There will be new activities offered every two weeks and are offered free of charge!

We will also have online story times and art making tutorials and videos featuring the LCVA's education staff that will be available online. Be sure to visit our website longwood.edu/lcva and follow us on Facebook, Instagram, and Pinterest for more art, exhibitions, and educational programs.

June 30th-July 10th

Civil Rights in Our Community

LCVA exhibitions and programs are made possible through the generous support of the Wells Fargo Foundation, the Walter J. Payne Foundation, Anne Carter & Walter R. Robbins, Jr. Foundation, the E.B. Duff Charitable Lead Annuity Trust, Southside Electric Cooperative, Walmart, Julie Kline Dixon and Guy Dixon, Navona & David Hart, Real Living Cornerstone, Helton House, Haley Auto Mall, The Woodland, Inc., Candice Jamison Dowdy '69 and Charles H. Dowdy III + Northwestern Mutual, Foster Fuels, Linda Arthur, Dominion Energy Charitable Foundation, Hotel Weyanoke, Karol and Philip Hull, Lisa & Tim Tharpe, and Longwood University Office of Alumni and Career Services.

The Longwood Center for the Visual Arts

Civil Rights Word Search

CAN YOU FIND ALL THE WORDS? CIRCLE THE ANSWERS ON THE PUZZLE WHEN YOU FIND THEM.

E R A H H E U L I D Y S D L
I J W O R C M S U I F T A Q
N L P Z S I E M M S U H G S
E E L F B T J M A C W G G T
Q Z F N Y S K O S R A I S E
U S N A N U W K L I C R R R
A O P E I J L V F M C L Y E
L Q E K I N Z R A I K I R O
I U F I X I E N E N H V W T
T O O V D E H B S A U I L Y
Y D U R D T R E R T O C F P
U I E O V A X Z B I P J C E
J Z M V G K P F U O Y R C B
E Q U A L I T Y V N F W W J

Discrimination- The practice of unfairly treating a person or groups differently from other people or groups of people.

Stereotype- An unfair and untrue belief about people or things with a particular characteristic.

Injustice- the violations of the rights of another.

Equality- The quality or state of being equal:the quality or state of having the same rights.

Inequality- An unfair situation in which some people have more rights or better opportunities than other people.

Civil Rights - The rights that every person should have regardless of their gender, race, age, religion, or other personal characteristics.

Hope- to want something to happen or be true and believe that it will be.

Freedom- The ability to move, act, and live freely without restrcition from others.

The Longwood Center for the Visual Arts

Dream Like Dr. King



REV. DR. MARTIN LUTHER KING, JR. WAS A GREAT LEADER IN AMERICAN CIVIL RIGHTS MOVMENTS OF THE 1950'S & 60'S. IN HIS FAMOUS "I HAVE A DREAM" SPEECH ON AUGUST 28TH, 1963 DR. KING SAYS "I HAVE A DREAM THAT ONE DAY THIS NATION WILL RISE UP AND LIVE OUT THE TRUE MEANING OF ITS CREED 'WE HOLD THESE TRUTHS TO BE SELF-EVIDENT THAT ALL MEN ARE CREATED EQUAL.'" DR. KING'S LEGACY WAS ONE OF LOVE, HOPE, AND PEACE.

WHAT IS YOUR DREAM?

Be sure to visit our website longwood.edu/lcva and follow us on Facebook, Instagram, and Pinterest for more art, exhibitions, and educational programs.

The Longwood Center for the Visual Arts

My Flag

CREATE A FLAG LETTING PEOPLE KNOW WHO YOU ARE!

Flags are a wonderful way to express yourself! They can represent one or more parts of you of which you should be proud. They can be used as a grand display in marches and parades.

Flags can show something that you like or what you aspire to be. Make your flag as creative as you want to show the world just who you are!

Cut out the below rectangle and decorate with :

Markers!

Crayons!

Beads!

Whatever you may like!


You can use a straw or pipe cleaner to attach as the post.

Be sure to visit our website longwood.edu/lcva and follow us on Facebook, Instagram, and Pinterest for more art, exhibitions, and educational programs.

The Longwood Center for the Visual Arts


My Flag

CREATE A FLAG LETTING PEOPLE KNOW WHO YOU ARE!



Make Playdough to talk about Diversity

Recipe:



2 cups all-purpose flour

3/4 cup salt




4 teaspoons cream of tartar

2 cups lukewarm water

2 Tablespoons of vegetable oil

Food coloring

Gallon and quart sized bags



Stir together the dry ingredients in a pot. Add the water and oil. Stir constantly over medium heat until thick. Roll into a ball and put in a gallon bag. Cool and then knead. Divide into balls and place in quart size bags. Add food coloring and knead until smooth.


Discussion Points:

Ask the child to join in while making the dough. After the dough has been divided, and before the colors have been added, discuss how each ball smells, feels, and looks. They are all the same! Then add the colors. Ask the child if anything has changed or if the balls still smell and feel the same. They do! Even though the appearance has changed, the playdough is made of the same ingredients and are all the same although they are now different colors.

The Longwood Center for the Visual Arts

Peace Hand Wreath

TRACE YOUR HAND TO CREATE A BEAUTIFUL WREATH!



Materials:

Construction Paper

Pencil

Scissors

Ribbon

Glue

Be sure to visit our website longwood.edu/lcva and follow us on Facebook, Instagram, and Pinterest for more art, exhibitions, and educational programs.

Using different colored construction paper, trace your hand on the various pages. Cut out the hands alternating between brown and tan. Take these and form into a circle with the fingers touching. Glue the hands together. Cut the ribbon and create a bow to adorn your beautiful peace wreath!