

# **The Longwood Center for the Visual Arts**

# **Art Activity Pack**

**Although the Longwood Center for the Visual Arts is temporarily closed, we want to continue to share our passion for creating art with our community. In this packet you will find activities to inspire your creativity and promote self-expression.**

**We hope you enjoy these art projects as much as we enjoyed creating them. We look forward to seeing you soon when we open our doors again. Until then, keep making, dreaming, and exploring your imagination.**

**Sincerely,  
The Longwood Center for the Visual Arts**

**Be sure to visit our website [longwood.edu/lcva](http://longwood.edu/lcva) and follow us on Facebook, Instagram, and Pinterest for more art, exhibitions, and educational programs.**

LCVA is the art museum of Longwood University. Located in historic downtown Farmville, LCVA serves as a physical and cultural bridge between the university and our community at large. It is the only museum of its kind, scope, and size in the area surrounding our home base, Prince Edward County. Our commitment to improving the quality of life in the region by providing full access to the visual arts is the heart of our mission.





LCVA exhibitions and programs are made possible through the generous support of the Wells Fargo Foundation, the Walter J. Payne Foundation, Anne Carter & Walter R. Robbins, Jr. Foundation, the E.B. Duff Charitable Lead Annuity Trust, Southside Electric Cooperative, Walmart, Julie Kline Dixon and Guy Dixon, Navona & David Hart, Real Living Cornerstone, Helton House, Haley Auto Mall, The Woodland, Inc., Candice Jamison Dowdy '69 and Charles H. Dowdy III + Northwestern Mutual, Foster Fuels, Linda Arthur, Dominion Energy Charitable Foundation, Hotel Wyanoke, Karol and Philip Hull, and Longwood University Office of Alumni and Career Services.

# The Longwood Center for the Visual Arts


## Color Mixing

MIX TWO PRIMARY COLORS TO MAKE A SECONDARY COLOR  
USE CAN USE CRAYONS OR PAINTS TO FILL IN THE COLORS



THERE ARE 3  
PRIMARY COLORS




+





=




+




=



+







=



The Longwood Center for the Visual Arts

# Nature Texture Relief Rubbing

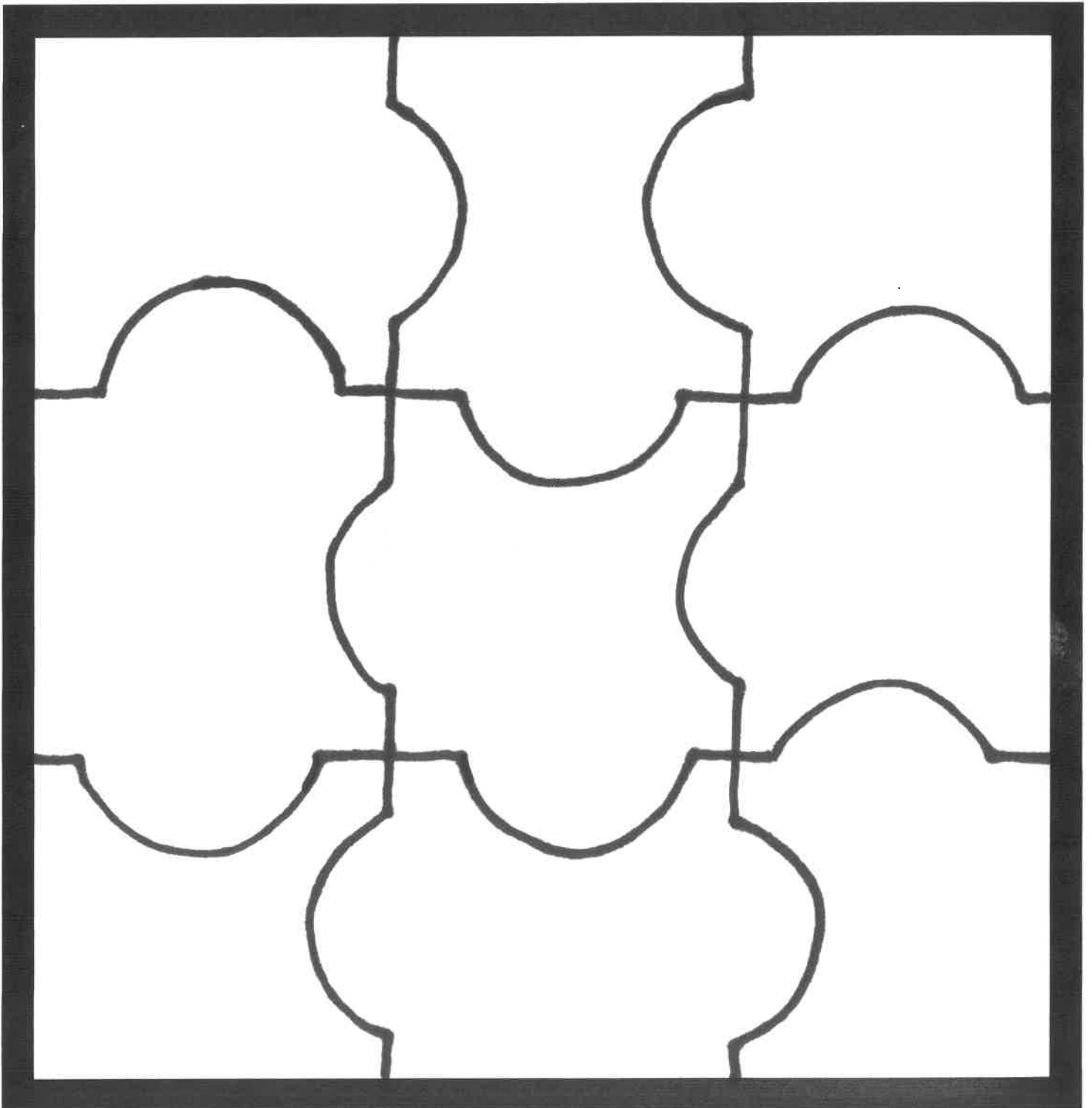
GO OUTSIDE FOR A WALK AND COLLECT 4 DIFFERENT THINGS THAT YOU THINK HAVE AN INTERESTING TEXTURE- IT CAN BE A LEAF, A PIECE OF BARK, OR ANY OTHER SMALL OBJECT YOU LIKE. ONE AT A TIME PLACE ONE OF THE SQUARES OVER EACH OF THE OBJECTS. USING THE SIDE OF A CRAYON (ANY COLOR WILL DO) RUB THE CRAYON ON THE PAPER. THE TEXTURE OF THE OBJECT WILL BEGIN TO APPEAR. REPEAT WITH ALL OF THE OBJECTS,



The Longwood Center for the Visual Arts

# Make Your Own Puzzle

CREATE YOUR OWN DRAWING, DESIGN, OR MESSAGE BELOW.  
WHEN YOU ARE DONE CUT OUT THE PUZZLE PIECES AND GIVE TO  
SOMEONE TO PUT TOGETHER



The Longwood Center for the Visual Arts

# Rainbow Scavenger Hunt

CAN YOU FIND ALL THE COLORS OF THE RAINBOW? LOOK AROUND WHERE YOU LIVE AND SEE WHAT COLORS YOU CAN SPOT! WHEN YOU FIND EACH COLOR YOU CAN USE A CRAYON TO COLOR IN THE CORRESPONDING BAND ON THE RAINBOW BELOW. YOU CAN REMEMBER THE ORDER OF THE COLORS BY R.O.Y.G.B.I.V. RED, ORANGE, YELLOW, GREEN, BLUE, INDIGO, AND VIOLET.

